

Maximum Heat Specifications, Performance & Submittal

Model:
Wall Air Handler
208-230V
6k-24k

Wall Air Handler

Model		Single Zone			Capacity	Voltage	Product Revision
M	H	W	A	L		D	A
Maximum Heat Series Heat Pump					06 - 6,000 Btu/h 09 - 9,000 Btu/h 12 - 12,000 Btu/h 18 - 18,000 Btu/h 24 - 24,000 Btu/h	D - 208-230V/1ph/60Hz	

Indicate the *quantity* of field installed accessories, required for each unit

QTY Ordered	Description	Part Number
	Optional: SPARE Hand Held Infrared Remote Control [NOTE: Each Wall Air Handler comes with a hand held remote, standard]	17317000A64721
	Optional: Wired Wall Controller	17317100007936
	Optional: USB Wi-Fi Module	17310900003167

Number of Units Ordered

Approved:	
Reviewed:	
Contact:	
Address:	
Phone:	
Unit Tag #	
REVISION	

Approval

By: _____



NOTICE: Due to ongoing product development; design, specification and performance data listed within this submittal document are subject to change without notice. Visit our website emiductless.com for the most current performance data or consult the factory.

Hyper Heat Specifications, Performance & Submittal

**Model:
Single Zone
Condenser
208-230V
6k-24k**

Single Zone Condenser (Heat Pump)

Model		Single Zone			Nominal Rated Capacity	Voltage	Product Revision
M	H	S	Z	1		D	A
Maximum Heat Series Heat Pump					06 - 6,000 Btu/h 09 - 9,000 Btu/h 12 - 12,000 Btu/h 18 - 18,000 Btu/h 24 - 24,000 Btu/h	D - 208-230V/1ph/60Hz	

Indicate the *quantity* of field installed accessories, required for each unit

QTY Ordered	Description	Part Number	Notes
	TUBE SET,3/8 in x 1/4 in x 16 ft,09,FLR,INS,US	F0323161A	06 & 09 size only
	TUBE SET,3/8 in x 1/4 in x 26 ft,09,FLR,INS,US	F0323261A	06 & 09 size only
	TUBE SET,3/8 in x 1/4 in x 49 ft,09,FLR,INS,US	F0323491	06 & 09 size only
	TUBE SET,1/2 in x 1/4 in x 16 ft,12-18,FLR,INS,US	F0423161A	12 & 18 sizes
	TUBE SET,1/2 in x 1/4 in x 26 ft,12-18,FLR,INS,US	F0423261A	12 & 18 sizes
	TUBE SET,1/2 in x 1/4 in x 49 ft,12/18,FLR,INS,	F0423491	12 & 18 sizes
	TUBE SET,5/8 in x 3/8 in x 26 ft,24-36,FL,INS,US	F0533262A	24 size only
	TUBE SET,5/8 in x 3/8 in x 49 ft,24-36,FL,INS,US	F0533492A	24 size only

**Number of Units
Ordered**

Approved:	
Reviewed:	
Contact:	
Address:	
Phone:	
Unit Tag #	
REVISION	

Approval

By: _____



NOTICE: Due to ongoing product development; design, specification and performance data listed within this submittal document are subject to change without notice. Visit our website emiductless.com for the most current performance data or consult the factory.

Hyper Heat Specification and Performance

Single - Zone Systems 208V-230V 6k-24k

Ductless Mini Split:

- ◆ Heat Pump
- ◆ R-410A refrigerant.
- ◆ Single and multi-zone application flexibility.
- ◆ 20 to 28.1 SEER high efficiency models with capacities from 6,000 Btu/h to 24,000 Btu/h.
- ◆ Easy installation requiring no ductwork, a small hole for running power wiring and refrigerant lines is all that is needed to connect indoor and outdoor sections.
- ◆ Low profile indoor air handler is neutral color that blends with any decor.
- ◆ Next generation outdoor condenser with inverter compressor provides exceptionally quiet operation and intelligently adjusts speed to temperature conditions.
- ◆ Low noise.
- ◆ Low operating cost.
- ◆ Optional wired wall controller
- ◆ Optional Wi-Fi module.
- ◆ Simple design makes it easy to remove and clean the washable filters.
- ◆ Intelligent Design allows system to intelligently adjust the angle of the louver to ensure greatest efficiency for heating and cooling. For more control, manually adjust louver as small as 6 degrees from using the hand-held remote.
- ◆ Golden Fin prevents bacteria breeding and improves heat transfer efficiency. The unique anti-corrosive golden coating on the condenser can withstand salty air, rain, and other corrosive elements.
- ◆ Refrigerant Leakage Detection will better protect compressor being damaged by high temperature due to refrigerant leakage.

Features:

- All models supplied with hand-held Infrared Remote Controller with easy-to-read LCD display. Factory installer operating features provide capacity to set temperature, louver control, fan speeds and more.
- Follow-Me Technology - Mode that activates a temperature sensor that is built into Infrared remote control. When you stay close to the remote control, the unit will continue to condition the space until you are comfortable.
- Turbo Mode - Air condition maximizes output of cooling and heating capacity, making the room cool down or heat up rapidly and attain the desired temperature in the shortest time.
- Auto Restart - If system shuts down due to power failure, system will restart with previous function setting when power is restored.
- Auto Level Swing Louvers - In cooling mode, louvers self adjust to horizontal position and circulate cold air more efficiently. In heating mode, louvers deflect hot air downward so hot air will rise and circulate keeping the room warm.
- 24 Hour Timer - Set a wide variety of timer based operations, start and stop at specific times. Control fan speed as well as cool, heat and auto from anywhere in the room.
- Sleep Mode - Enables the system to gradually decrease cooling or heating output automatically during night operation to maintain comfort level while saving energy.
- Self-Diagnosis & Auto Protection - Should abnormal operation or part failure happen, unit will shut off automatically. Unit will then indicate protection or error code.
- Low Ambient Cooling/Heating - Operating range -22°F to 122°F provide year round cooling/heating comfort.

Hyper Heat Single - Zone Systems 208V-230V 6-24K

Indoor Wall Air Handler Model		MHWAL06D	MHWAL09D	MHWAL12D	MHWAL18D	MHWAL24D	
Power Supply	V/ph/Hz	208-230/1/60	208-230/1/60	208-230/1/60	208-230/1/60	208-230/1/60	
Input	W	50	50	50	36	58	
RLA	A	0.41	0.41	0.41	0.44	0.55	
Indoor air flow (Hi/Mi/Lo)	cfm	320/220/170	340/230/180	340/230/180	530/370/310	610/410/320	
Indoor air flow (Hi/Mi/Lo)	m ³ /h	540/370/285	570/390/300	570/390/300	840/640/520	1039/704/542	
Indoor noise level (Hi/Mi/Lo)	dB(A)	36/32/23	38/33.5/23.5	38/33.5/23.5	46/42/24	46/39/34	
Indoor unit	Dimensions (WxDxH)	inch	33.7 x 9.1 x 11.7	33.7 x 9.1 x 11.7	33.7 x 9.1 x 11.7	40.3 x 9.7 x 12.6	47.1 x 11.0 x 14.6
	Dimensions (WxDxH)	mm	855 x 231 x 297	855 x 231 x 297	855 x 231 x 297	1023 x 245 x 319	1196 x 279 x 370
	Packing (WxDxH)	inch	33.2 x 12.2 x 14.6	33.2 x 12.2 x 14.6	33.2 x 12.2 x 14.6	43.1 x 12.8 x 15.8	50.4 x 14.2 x 17.9
	Packing (WxDxH)	mm	920 x 310 x 370	920 x 310 x 370	920 x 310 x 370	1095 x 325 x 400	1280 x 360 x 455
	Net/Gross weight	lbs.	22.71/28.88	22.71/28.88	22.93/28.88	27.12/35.71	43.65/54.89
kg		10.3/13.1	10.3/13.1	10.4/13.1	12.3/16.2	19.8/24.9	
Thermostat type			Remote Control	Remote Control	Remote Control	Remote Control	Remote Control
Thermostat Setting Range	Indoor (cooling/heating)	°C	16~32/ 0~30	16~32/0~27	16~32/0~27	17~32/0~27	17~32/0~27
		°F	60~90/32~86	60~90/32~81	60~90/32~81	63~90/32~86	63~90/32~86
Refrigerant piping	Liquid side/Gas side	inch	1/4 / 3/8	1/4 / 3/8	1/4 / 1/2	1/4 / 1/2	3/8 / 5/8
		mm	6.35 / 9.52	6.35 / 9.52	6.35 / 12.7	6.35 / 12.7	9.52 / 15.9
	Maximum pipe length	ft	82	82	82	98	164
		m	25	25	25	30	50
	Max. height difference between indoor units	ft	32.8	32.8	32.8	66	82
m		10	10	10	20	25	

Interconnect wire: 3 - conductor plus ground, stranded, un-shielded. Wire size is determined by MCA and MOP/fuse, per NEC, CEC and local codes.

Hyper Heat Single - Zone Systems 208V-230V 6-24K

Outdoor Condensing Unit Model		MHSZ106DA	MHSZ109DA	MHSZ112DA	MHSZ118DA	MHSZ124DA	
Power supply		V/ph/Hz	208-230/1/60	208-230/1/60	208-230/1/60	208-230/1/60	
Cooling	Capacity	Btu/h	6000	9000	12000	18000	24000
	Rated current	A	7.6	10.04	9.96	15.3	19.0
	EER		15.8	16.2	14	12.5	13
	SEER		26.5	28.1	25.5	21.5	21.5
Heating	Capacity (at 47°F/8.3°C)	Btu/h	7000	11800	12000	18000	29000
	Input	W	449	907	907	1700	2500
	Rated current	A	3.92	4.1	4.1	7.3	10.9
	COP		3.92	3.81	3.88	3.10	3.40
	HSPF		14	13	13	13	12
MINIMUM CIRCUIT AMPACITY		A	13	15	15	16	25
MAX TIME DELAY FUUSE OR HARC BREAKER		A	15	15	15	25	35
Outdoor air flow		m3/h	2200	2200	2200	3000	3700
Outdoor air flow		cfm	1300	1300	1300	1750	2200
Outdoor noise level		dB(A)	53	54.5	56	59	62
Outdoor unit	Dimension (WxDxH)	inch	30 ³ / ₈ x 11 ¹⁵ / ₁₆ x 21 ⁷ / ₈	31 ¹¹ / ₁₆ x 13 x 21 ¹⁵ / ₁₆	31 ¹¹ / ₁₆ x 13 x 21 ¹⁵ / ₁₆	35 ¹ / ₁₆ x 13 ¹ / ₂ x 26 ¹ / ₂	37 ¹ / ₄ x 16 ¹ / ₈ x 31 ⁷ / ₈
	Dimension (WxDxH)	mm	765x303x555	805x330x554	805x330x554	890x342x673	946x410x810
	Packing (WxDxH)	inch	34 ¹⁵ / ₁₆ x 13 ³ / ₄ x 24	36 x 14 ⁹ / ₁₆ x 24 ³ / ₄	36 x 14 ⁹ / ₁₆ x 24 ³ / ₄	39 ³ / ₁₆ x 15 ¹¹ / ₁₆ x 29 ³ / ₈	42 ¹⁵ / ₁₆ x 19 ¹¹ / ₁₆ x 34 ⁷ / ₈
	Packing (WxDxH)	mm	887x337x610	915x370x615	915x370x615	995x398x740	1090x500x885
	Gross weight	lbs.	69.00	80.25	79.37	108.03	144.40
	Gross weight	kg	31.3	36.4	36	49	65.5
Refrigerant type - 410A / oz		oz	38.1	41.62	41.62	65.2	91.7
Refrigerant precharge (Total pipe length)		ft	25.0	25.0	25.0	25.0	25.0
Additional charge for each ft		oz	7.6	7.6	7.6	7.6	7.6
Design pressure		psig	550/340	550/340	550/340	550/340	550/340
Refrigerant piping	Liquid side/Gas side	inch	1/4 liquid line 3/8 gas line	1/4 liquid line 3/8 gas line	1/4 liquid line 1/2 gas line	1/4 liquid line 1/2 gas line	3/8 liquid line 5/8 gas line
		mm	6.35 liquid line 9.52 gas line	6.35 liquid line 9.52 gas line	6.35 liquid line 12.7 gas line	6.35 liquid line 12.7 gas line	9.52 liquid line 15.9 gas line
	Max. pipe length	ft	82.0	82.0	82.0	98.0	164.0
		m	25.0	25.0	25.0	30.0	50.0
	Max. height difference between indoor units	ft	32.8	32.8	32.8	66.0	82.0
		m	10.0	10.0	10.0	20.0	25.0
Operating Range Ambient Temperature	Indoor (cooling/heating)	°F	60~90 / 32~86	60~90 / 32~81	60~90 / 32~81	63~90 / 32~86	63~90 / 32~86
		°C	16~32 / 0~30	16~32 / 0~27	16~32 / 0~27	17~32 / 0~30	17~32 / 0~30
	Outdoor (cooling/heating)	°F	-22~122 / -22~86	-22~122 / -22~86	-22~122 / -22~86	-22~122 / -22~86	-22~122 / -22~86
		°C	-30~50 / -30~30	-30~50 / -30~30	-30~50 / -30~30	-30~50 / -30~30	-30~50 / -30~30

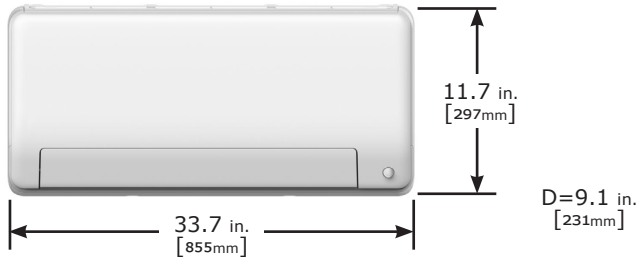
Additional Refrigerant Calculation: Sum Total Liquid Pipe ft. (m) - Additional Charge Required After ft. (m.) x Additional Charge oz./ft. (g/m) 0.16 (15)

NOTES: If the calculation results in a negative number no refrigerant is required to be added or removed. Electronic expansion valves in the outdoor unit are used as metering devices

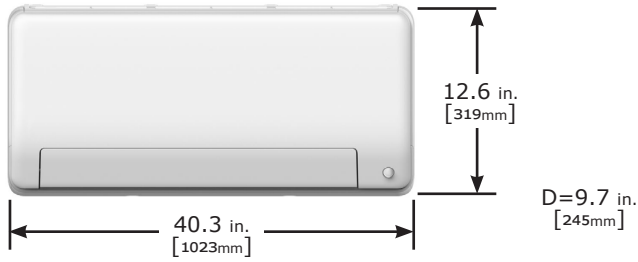
NOTE: The refrigerant charge included is adequate for the outdoor unit's maximum number of zones multiplied by the standard piping length per zone. For piping runs greater than the "Maximum Piping Length with no additional refrigerant charge per System", see Additional Refrigerant Charge (see Table 3).

Refrigerant Piping: Line sets to be sized based on the connection size of the indoor unit. Each pipe should be insulated individually.

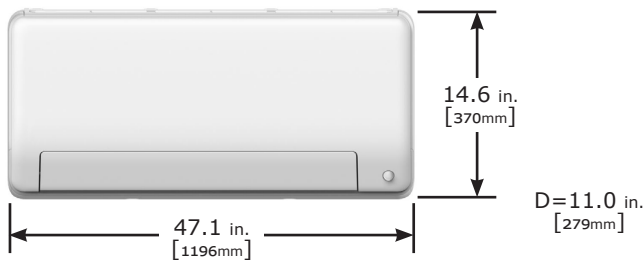
MHWAL06D, MHWAL09D & MHWAL12D



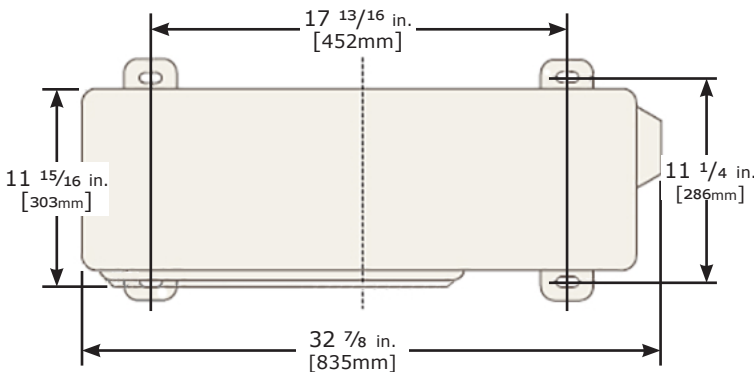
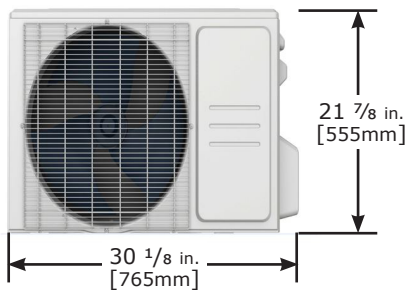
MHWAL18D



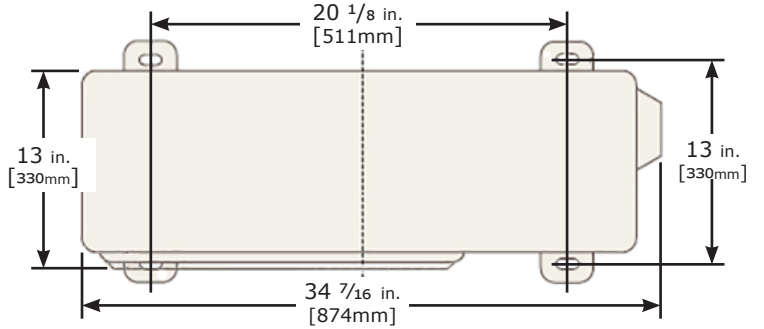

MHWAL24D



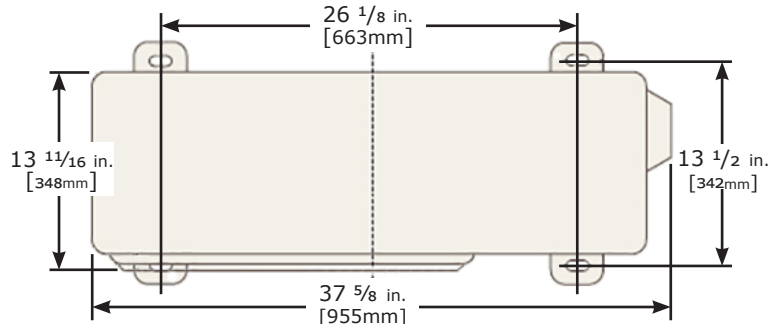

MHSZ106DA



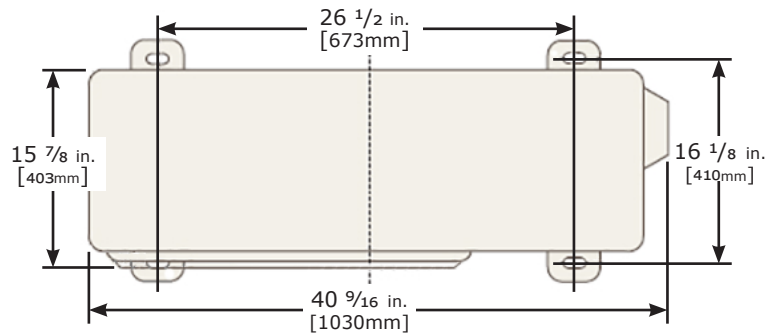
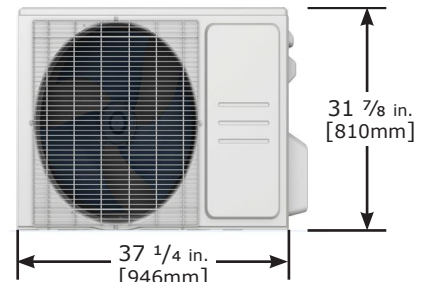
MHSZ109DA & MHSZ112DA



MHSZ118DA



MHSZ124DA



Handheld Remote Controller

Every EMI System comes with an easy to use handheld remote so you can adjust your comfort level at the touch of a button.

- Enabling "Follow Me" Technology. When "Follow Me" mode is activated, the system switches from air handler-mounted room temperature sensor, to the sensor inside of the infrared handheld remote control. The unit conditions the space where you are, with the remote close at hand.
- Enabling Timer Modes - On a schedule? Control variety of settings with precision through the Timer Mode. Never worry about arriving to a cold home again. If the system stops due to power outage, it will automatically restart to its last setting when the power comes back.



Optional Wired Wall Thermostat

Instead of a hand-held remote controller, the unit can be wired to a wall mounted thermostat. Optional USB, Wi-Fi module is also available.



2201 Dwyer Avenue, Utica, NY 13501
Tel. 800 325 5479
www.ecrinternational.com

All specifications subject to change without notice.
©2023 ECR International, Inc.